


Instructions „D-Ticket:App“

This is how easy the TGO Deutschland-Ticket works via app

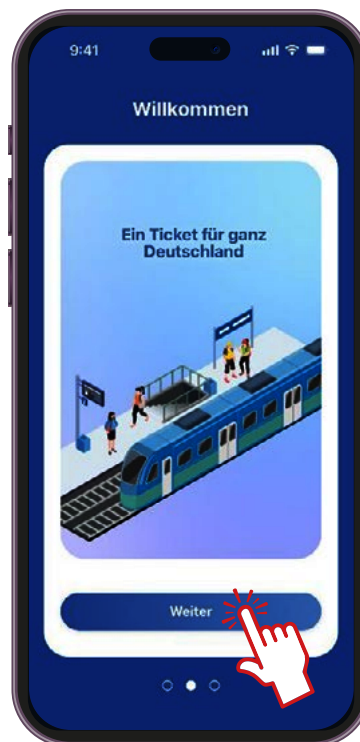


1. Registration and first login



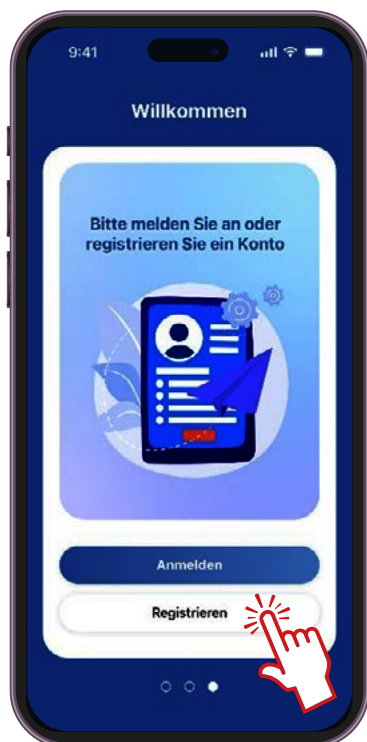
Step 1: Download app

Download the „D-Ticket:App“ for free in the app stores.



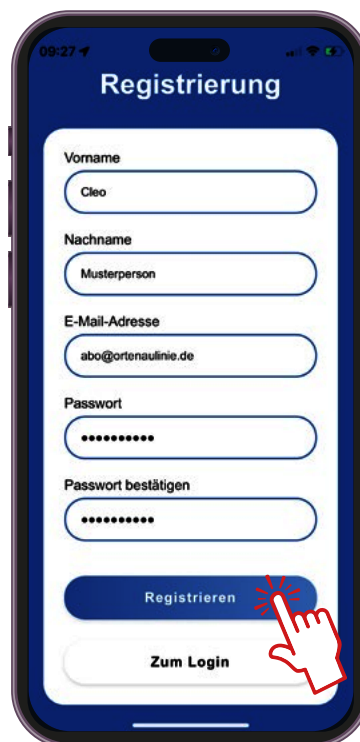
Step 2: Open app

Open the app and tap „Weiter“ on the welcome screen until you are prompted to log in or register.



Step 3: Registration

Tap on „Registrieren“



Step 4: Register

Enter your first and last name and your e-mail address* with which you ordered the Deutschland-Ticket from TGO or applied for the change.

Please enter a password and click on „Registrieren“.

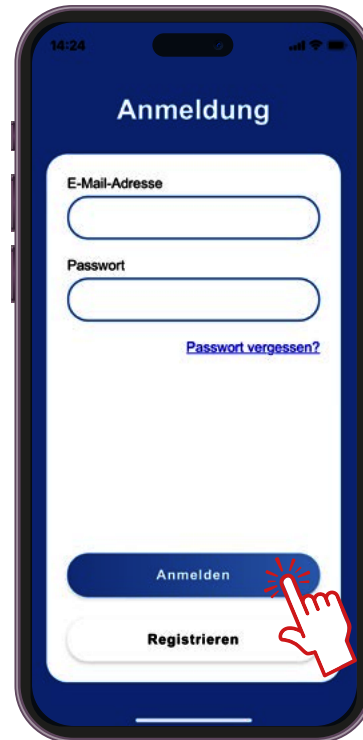
*** Important: For registration in the app, the same email address must be used as in the order.**



Step 5: Verification

The e-mail address will now be verified (confirmed). For this purpose, you will receive an e-mail to the given address in which you please click the activation link. (link valid for 5 minutes)

Then tap on „zum Login“.



Step 6: Log in

Log in with your e-mail address and your password.

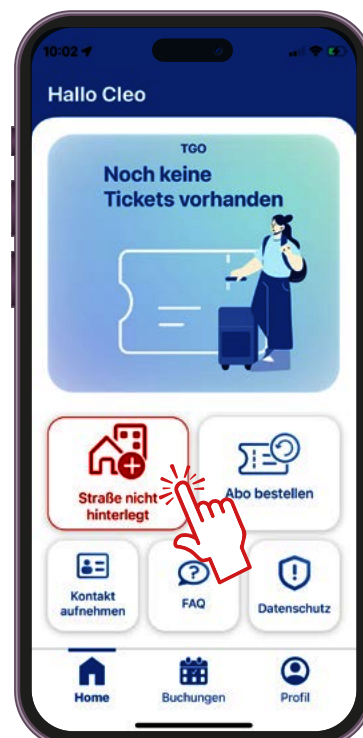


Step 7: Complete data

Please complete your data with title, date of birth, and telephone.

Please select **TGO** as your contractual partner.

Finally, click on „speichern“.



Step 8: Home Screen

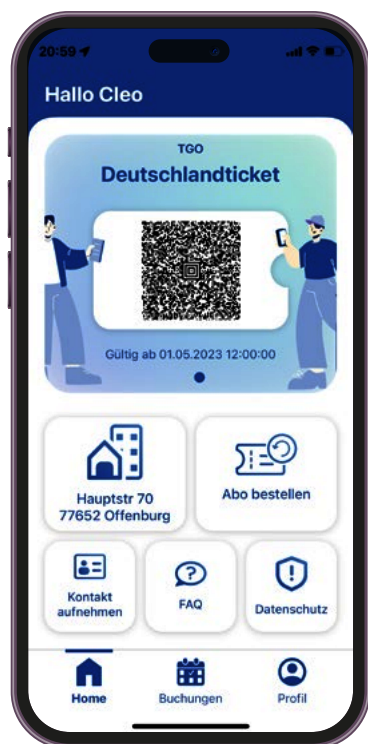
After the first login, the home screen will open.

Finally, please enter your address via the red marked button.

Now you can get started! :-)

You have now successfully registered in the app and are ready to receive your digital TGO D-Ticket.

2. App overview



Home Overview

As soon as TGO has provided your D-Ticket, it is automatically loaded when you open the app and is displayed on the home screen and under bookings.

The D-Ticket is always provided automatically shortly before the turn of the month.



Home E-Ticket

Tap on the barcode on the home screen to open the ticket in detail view.

When checking your ticket or boarding the bus, please show the ticket in the detailed view.



Bookings Overview

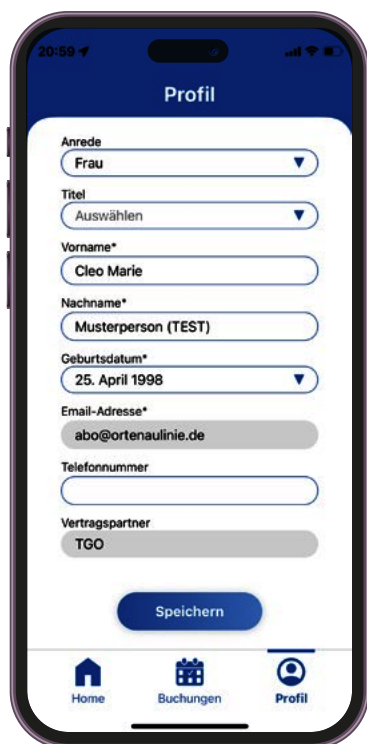
In the booking overview you can see all active as well as already expired D-Tickets.



Bookings E-Ticket

Tap on a ticket in the booking overview to open the ticket in the detailed view.

Under „Abgelaufen“ you will find older expired D-Tickets.



Profile Overview

In the profile screen you can view as well as change your data, log out from the app or even delete your account.

Home and bookings Order Deutschland-Ticket

If you have not yet ordered a Deutschland-Ticket from TGO via the website or changed your existing TGO subscription, a Deutschland-Ticket can be ordered directly from the APP.

www.ortenaulinie.de More info and faq

At www.ortenaulinie.de/d-ticket you will find more information about the Deutschland-Ticket as well as Frequently Asked Questions (FAQs).